



South Staffs Water

Important Announcement For Developers

Provision of Postal Address Requirements

Please be aware that with effect from the **1st January 2009**, we will no longer be making connections **UNTIL** we are in receipt of the new postal address allocated by the Local Authority. This needs to be a copy of the notification issued by the Local Authority.

It is the developer's responsibility to provide details of the correct postal address for each new connection being made. This information helps us record the details on our billing system.

Will your connection be affected?

Yes: If your application is for –

- Brand new dwellings/units
- Property conversions where new dwellings/units are created

No: If your application is for –

- Existing property having a replacement/separation supply only

Do not delay getting YOUR connection. Contact your Local Authority at the earliest opportunity for your notification of postal address and then:



Post to:

Developer Services
South Staffs Water PLC
Green Lane
Walsall
WS2 7PD



Email to:

developerservices
@south-staffs-water.co.uk



Fax to:

01922 631779

Application for 25mm separation of existing shared supply or replacement water connection



South Staffs Water

Developer Services
Tel 0845 3451399 Fax 01922 631779
www.south-staffs-water.co.uk

General Application Information

This form can be used to apply for a 25mm separation of an existing shared supply or for the replacement of an existing water supply. If you are converting a property or require a new connection for any other purpose you will need a different form, please check our website or contact Developer Services on 0845 3451399 and we can send it to you. Upon completion of the required information we will provide you with the following :-

- A quotation for the cost of the work required to be undertaken by us to connect you.
- A copy of our mains records indicating approximately where we will lay our pipes to.

We will only make a connection when - (1) the quote has been issued and been paid in full (2) the supply pipe has passed our inspection. Please ensure that you have read and understood the details contained in our New Supply Terms and Conditions and if you need help or assistance with the completion of this form please contact Developer Services. **Please complete this form in block capitals and return to the address below.**

Section 1. Applicant Details (unless otherwise stated the quote will be sent to the Applicant)

Applicant Name / Company Name.....	Contact Name
E-mail address	
Correspondence Address	
.....	
Post Code.....	Daytime Tel. No
Fax No.....	Mobile Tel. No
Customer Ref. (found on top right of your water bill, begins with UC or MC)	

Section 2. Property requiring new connection (if different to above)

Address.....
.....
..... Post Code.....

Section 3. Details of your request (please tick the appropriate box)

My current supply is Shared (with a neighbouring property/ies) <input type="checkbox"/>
My current supply is Separate (feeding my property only) <input type="checkbox"/>
Reason for replacement or separation (please confirm why you require a new supply)
.....
.....
Properties already on a meter will have a new meter fitted as a matter of course. If you are not currently on a meter please indicate if you would like to have one fitted with your new connection:- Yes <input type="checkbox"/> or No <input type="checkbox"/>

Section 4. Please confirm that you have read and accept the SSW New Supply Terms and Conditions and the requirements detailed in this application form.

Signed	Print Name	Date
---------------------	-------------------------	-------------------

Please return the completed form to :- Developer Services, South Staffs Water, Green Lane, Walsall, WS2 7PD

New Supply Terms & Conditions

Under the provisions of Section 47 of the 1991 Water Industry Act you must observe the following before we will provide any new water connection.

- **Connection Information** - We will lay a standard 25mm water pipe from our nearest appropriate water main up to the boundary of the public highway (eg. where the footpath or highway meets your property. Before we can make a new connection we need to inspect your pipe which must be laid to the boundary of the public highway in accordance with water regulation requirements.
- **Communication Pipe** - this is our section of the service pipe and connects the water main to the supply pipe. We will normally only lay the communication pipe to the boundary of the street in which our main is laid.
- **Supply Pipe Inspection** - the Supply Pipe is the section of the Service Pipe that must be laid by the applicant from the property to the boundary of the public highway or service access strip. The pipe needs to be laid to the correct depth (min. depth 750mm-1350mm max. depth) and needs to be inspected in the trench before it is backfilled.
- **Water Supply (Water Fittings) Regulations 1999** - all private pipework and fittings must be installed to comply with these regulations (available on request). To prevent contamination of the water supply you must ensure that adequate backflow protection is provided e.g. for hose union taps, bath/shower mixer taps, bidets etc.
- **Water Pressure** - the water industry reference standard is to provide minimum water pressure of 10 metres head (1Bar) at pavement level with a flow rate of 9 litres per minute, which should be sufficient to supply a water storage cistern in a standard two-storey house built at pavement level. Whilst the normal working pressure may be greater than the standard it is possible that in the future the pressure may reduce or due to increasing demands fluctuate to this level. All water fittings to be installed must be capable of withstanding an internal water pressure not less than 1.5 times the maximum operating pressure.

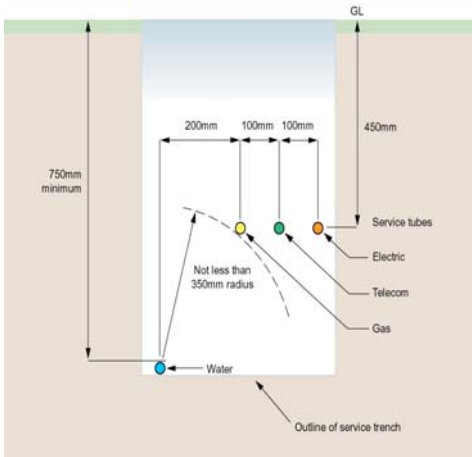
General Notes

- **Replacement Supplies** - when we are undertaking the replacement of an existing supply we also need to arrange to disconnect the old supply at the water main. Ideally, this should be at the same time that we make the new connection. We therefore will require you to lay your new supply to terminate at the boundary in line with the old supply. Where we are requested to provide a replacement supply to a different position that requires a separate excavation in the public highway the additional cost will be borne by the applicant.
- **Transfer Of Supplies** - applicants undertaking the separation or replacement of an existing water supply should ensure that they have made appropriate arrangements to transfer the internal pipework onto the new supply. Failure to effectively arrange this could leave the property temporarily without water when the old supply is cut off.
- **Sealing-off Redundant Pipes** - applicants undertaking a separation of an existing supply must ensure that they disconnect the old supply at it's branch to prevent potential future problems with water quality (due to stagnation) and pipework maintenance responsibility (leak repairs). The branch should be completely removed or cut back as close as is reasonably practicable dependant upon the position of the shared supply pipe. If the sealing-off can not be achieved at the branch applicants should contact Developer Services to arrange a cut-off inspection.
- **Meters** - where we are replacing an existing metered supply or we are asked by the applicant to install one, the meter will located in the footpath, as near as possible to the property boundary.
- **Easements**- if in laying your supply pipe you need to (or have obtained a right of access to) cross another owners land, you must provide us with a copy of the legal agreement (easement).
- **Ducts** - suitable sleeving must be used to protect the supply pipe where it enters the building, to provide access for renewal and to enable insulation of the pipe. A variety of sleeving products are available, an example being 100mm diameter Soil Pipe, which is large enough for access purposes and will allow a loose fill granular material such as polystyrene to be inserted for insulation of the supply pipe.
- **Further Guidance** -please refer to the Water Regulation information sheets 1 & 2 for further guidance.

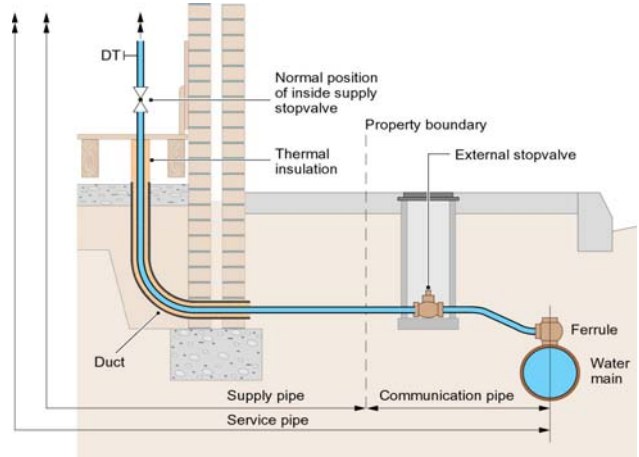
Please Retain for Future Reference

Water Supply (Water Fittings) Regulations 1999 Information Guidance Sheet - 1

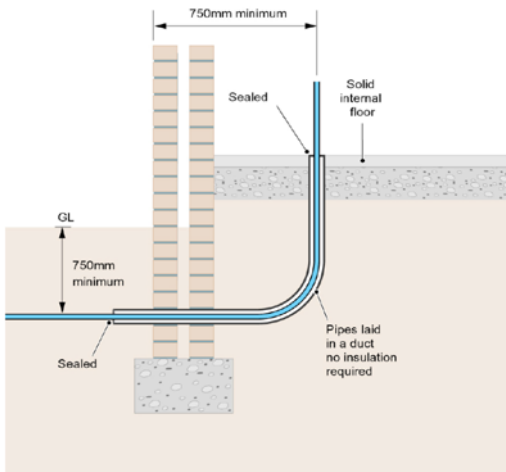
Please retain for future reference



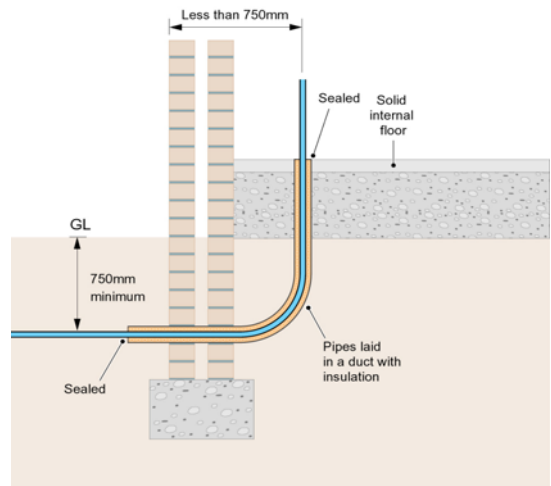
1. Utility Service Positions



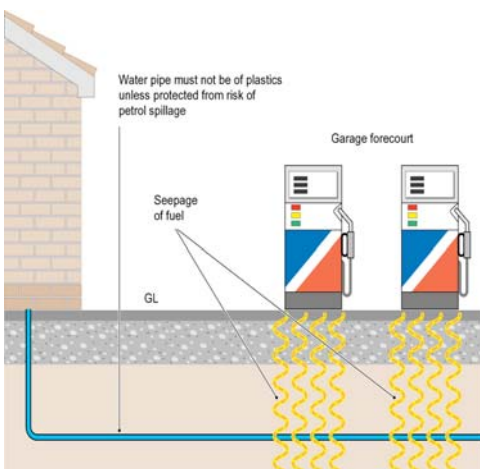
2. Typical Water Service Connection



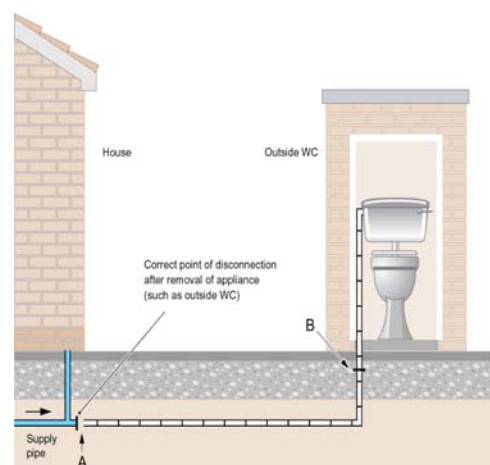
3. Ducted Pipe Entry to Buildings



4. Ducted Pipe Entry to Buildings

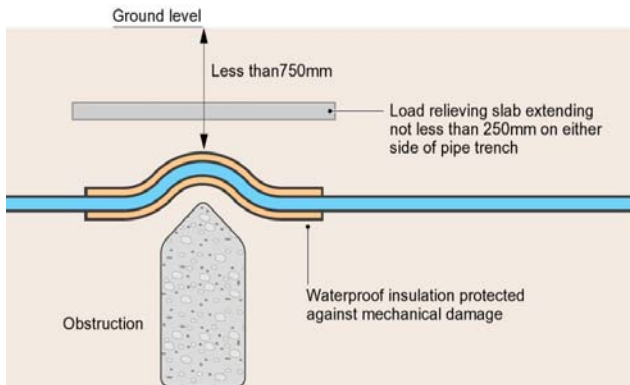


5. Protection of Plastic Pipes from Petroleum Products

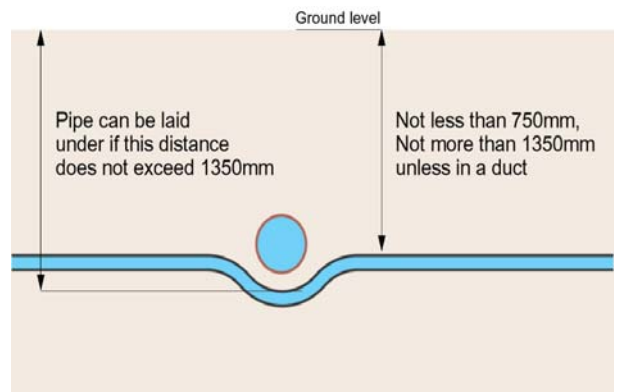


6. Sealing off Redundant Pipes

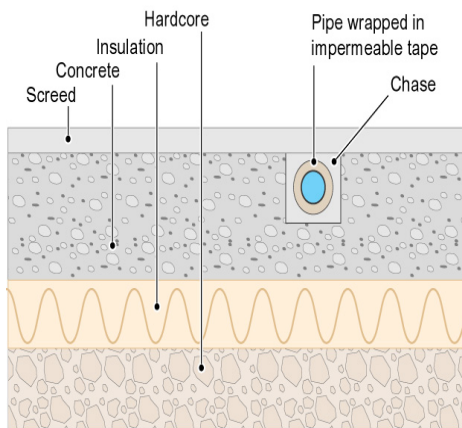
Water Supply (Water Fittings) Regulations 1999 Information Guidance Sheet - 2



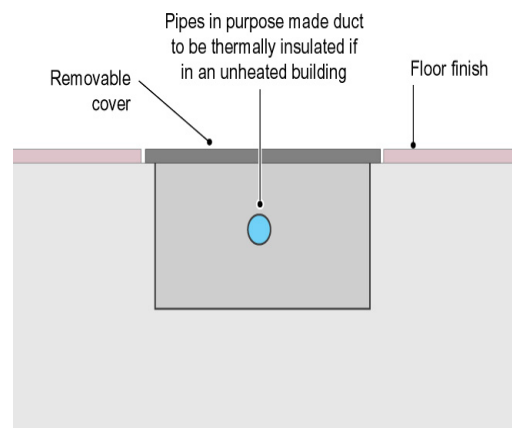
7. Pipes Laid Over an Underground Obstruction



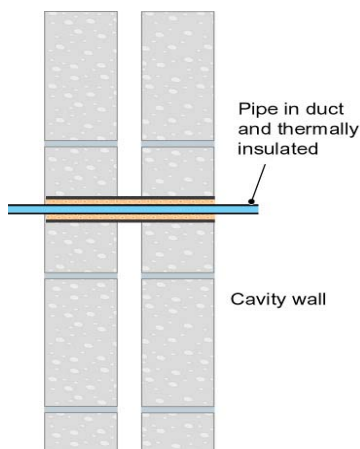
8. Pipes Laid Under an Underground Obstruction



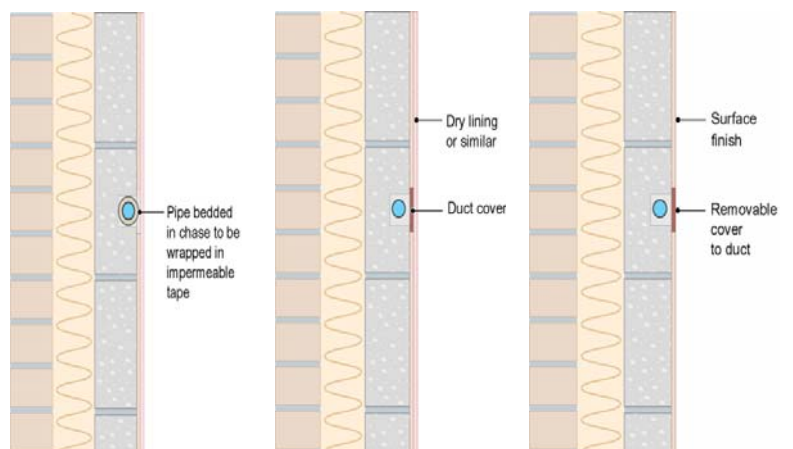
9. Accessibility of Pipes Laid in Solid Floors



10. Accessibility of Pipes Laid in Solid Floors



11. Pipes Passing Through Walls



12. Accessibility of Pipes in Internal Walls